

Taxfiler review 2019

Company Background

Taxfiler Limited was founded in 2012 and became part of the IRIS software group in 2018. Taxfiler is cloud-based award-winning accountancy and tax software, Winning 'Accounts Production Software of the Year' 2018 at the Accountancy Excellence Software Awards and ICB's 'Accounts & Tax Software Award' 2018. It is designed specifically for bookkeepers and accountants however for a one-off fee a single return can be filed.

Use Taxfiler to prepare and file accounts for companies, partnerships, individuals and trusts. Taxfiler are also adding integrated practice management to their offering to enable users to keep a track of the progression of jobs across their practice. As this is not yet available it falls outwith the scope of this software review.

Contact details:

4th Floor Heathrow Approach, 470 London Road, Slough, SL3 8QY

Sales and billing enquiries: tel: 0330 2233 406. Email: info@taxfiler.co.uk

Support: support@taxfiler.co.uk (support is only offered via email although there is a comprehensive online help centre)

Specifics

Taxfiler runs on most modern browsers including Chrome, Firefox, Edge (although the Taxfiler website also states Edge is not recommended), Internet Explorer version 8 or higher and Safari. As it is a true cloud-based solution you do not need to download any software.

There are a number of subscription options depending on the size of your company and how many staff will be needing to use Taxfiler. The prices quoted are as advertised in June 2019 and exclude VAT. Subscriptions are paid by monthly Direct Debit or Paypal, or can be paid annually with some packages offering a discount as shown below. All subscription options allow you to file any combination of self-assessment, Corporation Tax, Accounts and VAT returns. Fees are paid a month in advance but can be cancelled at any time. If cancelled, the subscription will cease at the end of the last paid month. Should the agent recreate an account within 24 months of cancellation they may be charged a re-registration fee.

STARTUP	SOLO	PRO	TEAM
£10	£20	£25	£199
per month	per month (pay annually to get 2 months free)	£25 per user / per month (if paid annually)* *£30 per month if paid monthly	per month / 10 users
10 clients Self Assessment, Corporation Tax, Accounts and VAT Single user For startup practices	30 clients Self Assessment, Corporation Tax, Accounts and VAT Single user For sole practitioners	Unlimited clients Self Assessment, Corporation Tax, Accounts and VAT Single or multi user Priced per user	Self Assessment, Corporation Tax, Accounts and VAT File unlimited returns Additional users £20 per month
SIGN-UP	SIGN-UP	SIGN-UP	SIGN-UP

Costs for one-off filings are as follows

Individuals	Partnerships	Trusts & Estates
£24.00	£30.00	£36.00
Taxfiler is the perfect choice for non-residents who are required to submit form SA109, and also for ministers of religion	File a Partnership Tax Return including the account details and a breakdown of the profit share allocated to each partner.	Trustees and Personal Representatives can submit the Trust & Estates form and calculate the tax payable to HMRC.

Taxfiler do not offer a free trial, however there is free access to the demo site which is a fully functional replica of the live site.

If you are tied into a contract with another software provider Taxfiler will offer a three month free trial period.

To facilitate the migration from other software to Taxfiler it is possible to import client data including names, addresses and UTRs. Taxfiler may also be able to offer a more comprehensive conversion solution if required, although this will need to be negotiated with them.

Taxfiler currently integrates directly with Kashflow, Xero and Quickbooks. Taxfiler is also able to import trial balances from any software that can produce a three column trial balance by using VT. As well as to HMRC and Companies House for accounts submissions.

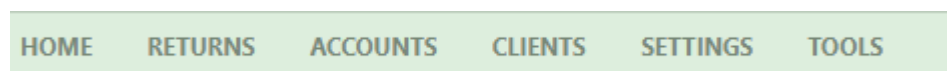
System Security

Taxfiler is GDPR compliant. The servers are hosted in secure UK Data Centres and all data is safeguarded behind a multi-layered firewall. All communication with the servers is via secure HTTP/SSL. Taxfiler use verified SSL certificates with a full 2048 bit key. The servers and the encrypted backups are only accessible by the Taxfiler technical staff.

Using the Software

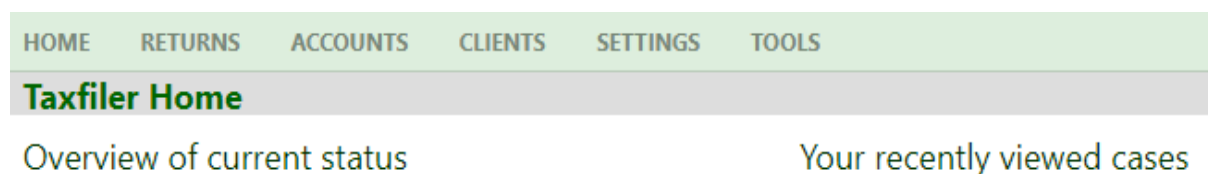
Registration is a simple process taking just minutes. After selecting your pricing plan you are asked to enter your personal details and select a password. You are then prompted to enter payment details, then taken to the login page.

Once you have logged into Taxfiler you will find a green menu bar at the top of the screen which allows you to navigate between the different areas of the software.



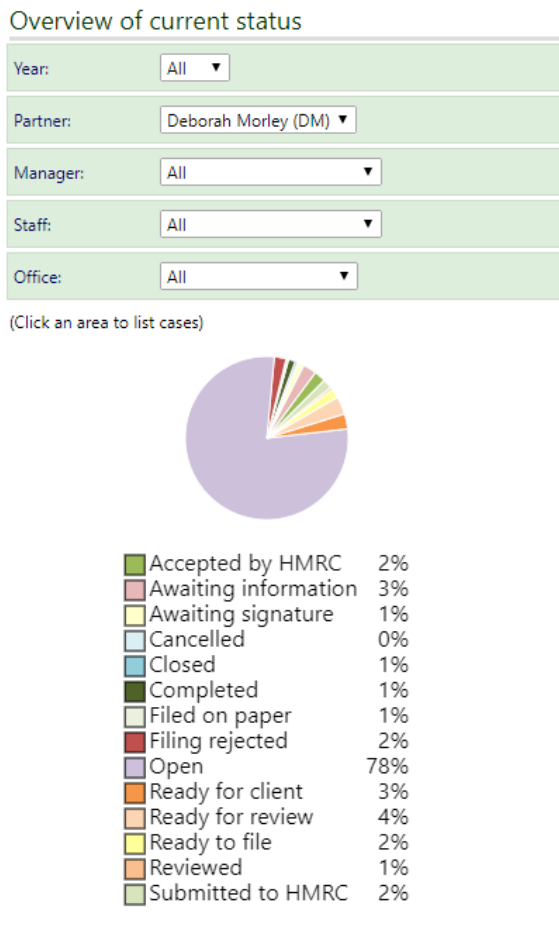
Whichever area you are in the menu bar will always be visible.

HOME



The home page displays on the left an overview of current status. This is a pie chart depicting cases in various stages such as Accepted by HMRC, Open, Ready for Client and Ready for Review. The chart can be set to show the status of a particular year or all years and filtered for each staff

member. I understand development is taking place to add a filter to show cases of each particular return type.



On the right hand side of the homepage your recently viewed cases are listed. The list can be sorted by any of the headings and by clicking on any entry in the first three columns you are able to drill down into that case.

RETURNS

HOME RETURNS ACCOUNTS CLIENTS SETTINGS TOOLS

Tax Returns on file

Search tax returns 🔍 Year: 2019 ▼ Status: All ▼ ⬇️ Download list ⬆️ + New Tax Return

Matching tax returns: 19

Code	Name	UTR	Year	AP End	Type	Your ref.	Status
------	------	-----	------	--------	------	-----------	--------

After the home page the second option on the menu bar is Returns. Click on this and you are taken to your Tax Returns on File.

If you click on the Code, Name or UTR you can drill down into that return.

The 'Download List' option will download your filtered or unfiltered list in either Excel or CSV format.

To create a new tax return click on the '+ New Tax Return' which will bring up a further window listing all your current clients, a search button, search filters as well as the option to create a new client.

SA100/SA800

The screenshot shows a software interface for SA100/SA800. At the top, there are several tabs: 'Status', 'Data Input', 'Tax Calculation', 'Tax Return', 'Review & File', and 'Client/case details'. Below the tabs, there are five green buttons: '+ Add a new section...', 'Add an attachment...', 'View Detailed Report', 'Questionnaire', and 'View HMRC Data'.

Status of tax return: Open

Within data input you have the ability to add the required sections to the return, choose from the list provided and you are prompted to enter the information needed for that section. Keep adding sections as needed and the return will formulate in the background. If the client has self employment income their trial balance can be manually input or pulled through from your accounting software.

When inputting data to a tax return you have the option of downloading a questionnaire to send your client requesting information needed to complete their self assessment tax return. The contents of the questionnaire can be adjusted to suit the client and any information already held on file will be prepopulated. For more information see the section on TOOLS.

There is also the ability to import data for the client straight from HMRC including information held regarding employment, Pensions and benefits, National insurance and Marriage allowance.

The Tax Calculation and Tax Return can be viewed and downloaded as a pdf by selecting the relevant tabs.

Under the Review & File tab you can mark the return as ready to file. Once this has been done you can download an IR Marked copy of the return and client declaration ready for review. Once authorised by the client this is where you would also file the return with HMRC and where the confirmation receipt would be stored.

CT600

The screenshot shows a software interface for CT600. At the top, there are six tabs: 'Status', 'Data Input', 'Computation', 'Tax Return', 'Review & File', and 'Client/case details'.

Status of tax return: Accepted by HMRC (Tax Return is locked)

The process of producing a CT600 is much the same as for a Self-assessment

ACCOUNTS

The screenshot shows a software interface for ACCOUNTS. At the top, there are navigation tabs: 'HOME', 'RETURNS', 'ACCOUNTS', 'CLIENTS', 'SETTINGS', and 'TOOLS'. Below the tabs, there is a section titled 'Accounts on file'. This section contains a search bar with the text 'Search accounts', a 'Type' dropdown menu set to 'All', a 'Status' dropdown menu set to 'All', and a '+ New Accounts' button. Below the search filters, it says 'Matching records: 3'. At the bottom, there is a table with columns: 'Code', 'Name', 'Type', 'Business', 'Start', 'End', 'Status', and 'CH Filing'.

Taxfiler can prepare final accounts for small companies (FRS102 Section 1A

), Micro-entities (FRS105), sole traders, partnerships and Limited Liability Partnerships.

When creating a new set of accounts relevant data will be rolled forward from the previous year if it is available within Taxfiler.

[Details](#) | [Trial balance](#) | [Contents](#) | [Notes](#) | [View](#) | [Check & File](#)
[Save changes](#) | Layout: [Debit/credit columns](#) | [Export Trial Balance](#) | [Paste TB from clipboard](#)

To add the client's trial balance, the figures can be added manually or uploaded from your accounting package. Once input it can also be exported in Excel or CSV format.

Contents, notes and Policies can be added to the accounts as required. The accounts can be viewed online or downloaded in HTML or Pdf format.

Accounts can be submitted via the check & file tab directly to Companies House and to HMRC by including them as an attachment to the company tax return. By selecting attachment a draft CT600 will be created.

CLIENTS

[HOME](#) | [RETURNS](#) | [ACCOUNTS](#) | [CLIENTS](#) | [SETTINGS](#) | [TOOLS](#)

Clients

[+ Create New Client...](#)

Search clients

Matching clients: 23

Code	Name	Type	UTR

The clients tab lists all your current clients. You can drill down into a client record by pressing on the blue client code.

To create a new client there is a '+ Create New Client' button.

Within the client record there are 5 tabs; Details, Responsibilities, Tax returns, Accounts and Notes. Under details you find all the information that was requested when creating the record. Responsibilities allows you to assign this client to a staff member. Tax return allows you to add a tax return. Accounts is where you can add a set of accounts and where they will then be stored. The notes tab allows internal notes to be kept on the client. These are date stamped to create an accurate audit trail.

SETTINGS

[HOME](#) | [RETURNS](#) | [ACCOUNTS](#) | [CLIENTS](#) | [SETTINGS](#) | [TOOLS](#)

Settings

[Office/Branch/Department](#) | [Bank account\(s\)](#) | [Online Filing Passwords](#) | [Users](#) | [HMRC Offices](#) | [HMRC Online Data](#) | [Billing](#)

[+ Create New...](#)

Branch/Dept/Office Name	Tax adviser name to show on Tax Return	Address
-------------------------	--	---------

This is where your company settings are stored. Office/Branch/Department allows you to separate out different areas of your business as required.

Bank account allows you to enter your bank details for receiving a repayment from HMRC on behalf of your clients. If you are not a nominee this is not required.

Taxfiler will store your HMRC Government Gateway UserID and password and your Companies House Presenter and Authentication Code. Passwords are encrypted with Taxfiler and are not displayed.

The users tab will display all your users. If your subscription allows for more than one user there will be a create new user button (If this is not displayed you have reached your maximum allowance of users). From July 2019 users will be able to have different access levels.

The HMRC Offices tab is prepopulated with a number of HMRC Office credentials. You are able to add, amend or delete offices.

The billing tab lists all your subscription invoices.

TOOLS

Taxfiler has a set of tools to enhance your use of the software. What tools are shown will depend on your level of access. At a basic level there are 4 tools.

Quick reporting allows you to create a bespoke report, You are able to set you own search parameters and filters. The results of the report can be exported to Excel and the Report selections can be saved.

Batch questionnaire allows you to create a questionnaire to send out to multiple clients to capture required information in advance of processing returns.

Search criteria can be added to ensure the correct clients are selected.

Taxfiler will prepopulate the questionnaire with information already held for the client

The questionnaire can then be printed and sent or emailed to your clients for them to supply the missing information.

Client CSV Import allows you to import client data, either in bulk or individually

Bulk taxyear roll forward allows the bulk creation of tax returns for a new tax year.

It will pull forward the static client details including the payments on account from the previous tax year and under the data input tab it will add the same sections as used the previous year but with the previous year's figures stripped out.

HELP

The help button has the functionality to take you to the help section relevant to the page you are on or to the main help centre page. Opening in another browser window it provides a detailed and ordered run through of the whole system. However, if you cannot find the answer to your query within the help centre you can contact technical support on the email given at the top of this review. There is no phone support, and access to technical support is only within office hours Monday to Friday. Taxfiler claim to usually respond right away so I decided to test out their speed of reply by emailing a query at 9.24am on a Tuesday morning. A reply was received at 9.37am.

The Taxfiler facebook page has a host of links to helpful and timely accountancy articles. I also, decided to check out how fast they reply to a message on facebook. I emailed my query at 19.57 on a Monday evening and received a reply 2 minutes later. The reply asked for my email address so that further information could be sent. I instantly replied and received an email early the next

morning saying the case had been handed over to a colleague to send me the information relevant to my user level. This further email was received within the hour.

System development

Taxfiler became part of the IRIS Group in 2018. They have been putting a lot of investment into the software and doubled their product development. The main developments currently in progress are the addition of Practice Management and VAT functionality.

The VAT functionality has gone live in July 2019. Taxfiler can be authorised to collect VAT information for your client from HMRC. This includes VAT obligation periods, VAT payment and liability history and submissions of MTD Vat returns. Taxfiler can import VAT data either from Software or spreadsheet.

Key Benefits

- Being a cloud-based software updates happen automatically ensuring legislative changes to thresholds are built in and are always up to date. Your records can be accessed via any computer or tablet and data is being constantly backed up.
- Bulk roll forward saves time annually by creating your client tax return templates ready for populating, assisted by the bulk client questionnaire, those tasks that need to be performed for each client every year and done for you.
- The Taxfiler help centre is comprehensive and provides a step-by-step guide to each function of Taxfiler. There are also useful tutorial videos.
- A complete demo system is available to all users even without a subscription.
- Navigation is intuitive and the ability to drill down into records is as you'd expect
- It is easy to download documents and lists in a variety of formats (excel, pdf, iXBRL)

Weaknesses

- No free trial, although the demo site gives much of this functionality and is available without signing up to the software.
- Technical help is only available in office hours and via email so if you are up against a really tight deadline and have a query this may cause an issue. However, as I have demonstrated their response time to messages and emails are perfectly reasonable.

Summary of review

As the name suggests Taxfiler aims to meet all the tax filing requirements and challenges of micro practices. It is my opinion that they succeed in their mission. I have been using Taxfiler for about 7 months and filed Self-assessments, both individual and partnership, Company accounts and Corporation tax submissions. It is only in researching the finer details of the software for this review that I have had the need to contact Taxfiler Support, the help centre has always provided answers previously, and I have found them quick to respond with a detailed and relevant reply.

Taxfiler is an intuitive piece of software. It is easy to navigate and each button performs as you'd expect. If Taxfiler detects errors in your work it will alert you and provide a direct link to fix the problem.

Although you are able to add multiple users to your subscription Taxfiler is aimed at micro practices and suits them perfectly. Although Taxfiler has the functionality for a larger practice without being able to review the Practice Manager Module I am unable to judge whether Taxfiler is their best option.

Current Taxfiler users will have received notification that the fees they are currently paying are to double in July 2019 to those quoted in this review. Taxfiler have also changed the way they price their packages from number of returns to number of clients. This is the first price increase imposed by Taxfiler since 2012. Taxfiler has been a cheaper option providing reliable results but the price increase will bring them to a much more comparable price to competing software. I will have to wait to see if the new functionality warrants the extra cost or whether a small further increase in cost can buy me a lot more functionality elsewhere.